

General Practice NSW Ltd (GP NSW)

Improving Early Pregnancy Care:
A Strategy to Link with General Practice

SCOPING PAPER
on the development of
Referral Pathways

Due March 2009

Compiled By: Liz Meadley

NSW Nursing In General Practice
& Early Pregnancy Care Program Manager

Date Submitted 13th March 2009

Scoping Paper Overview

This document strives to map the pathways for Early Pregnancy Care within rural and remote Divisions with NSW. It is anticipated that these maps will provide useful information for clinicians, NSW Divisions and NSW Health.


Eighteen Divisions were involved in the mapping exercise with one Division situated in Victoria. Our thanks go to the following CEOs and Early Pregnancy Project Officers for their contribution to this mapping exercise:

Barwon Division of General Practice
Dubbo Plains Division of General Practice
GP Access
Hastings Macleay General Practice Network
Hunter Rural Division of General Practice
Mid North Coast Division of General Practice
Murray Plains Division of General Practice
Riverina Division of General Practice and Primary Care incorporating Barrier
NSW Outback Division of General Practice
North West Slopes Division of General Practice
Northern Rivers General Practice Network
NSW Central West Division of General Practice
New England Division of General Practice
Murrumbidgee General Practice Network
Shoalhaven Division of General Practice
Southern General Practice Network
Southern Highlands Division of General Practice
Tweed Valley Division of General Practice

Please note that 2 Divisions (GP Access and Murray Plains) have only provided information on the site identified within their Divisional boundaries. In the case of Murray Plains, Deniliquin is the only town within the NSW border.


GP Access is a large Division, with over 400 GPs, and to collect information on all of the Divisional demographics was beyond the scope of funding and timeframes for this project.

The **individual Divisional maps** identify:

1. The Major Hospital/s within the Divisional boundaries. These are highlighted in yellow – 
In some cases there may be more than one major hospital identified. The Divisions explained that the major hospital chosen might depend on the availability of beds, the hospital identified when ambulance staff make contact with the triage centre or the women's choice.
2. Individual Hospital Sites – where proposed antenatal clinics are to be established. These are identified by the following colours:

Site 1  Site 2  Site 3 

Site 4  Site 5 

3. Satellite Towns where there is either a General Practitioner (GP) present or no GP. In some case a satellite town may access more that one antenatal clinic site. The number of GPs who provide antenatal care, as well as the availability of a hospital, is included in the satellite town information.
4. The availability of Early Pregnancy Units - 


Early Pregnancy Units (EPU) services are provided by Emergency Departments (EDs) Women, with complications in early pregnancy (prior to 20 weeks gestation), who are assessed in an ED, but do not need urgent medical attention may be referred to EPU services, where available. The EPU service provides:

- Early pregnancy assessment
- Privacy
- Specialist follow up in Early Pregnancy Assessment Services as appropriate
- Access to information and referral for social support.

The EPU service may be offered through a number of different models which may include:

1. A bed that can be available in the ED.
2. Co-located near an ED

There may be local variations which are subject to negotiation.

6. Early Pregnancy Assessment Services - 

In order to provide an alternative to EDs for women experiencing lower abdominal pain and bleeding in the first 20 weeks of pregnancy a network of Early Pregnancy Assessment Services have been established. These units provide coordinated assessment during daytime hours, including scanning, diagnosis and management planning. These services accept referrals from EDs, GPs and midwives and women with early pregnancy problems. Women who present also have an opportunity to access a social worker or qualified counsellor.

For further information please contact:

Liz Meadley

GP NSW
Program Manager
Nursing in General Practice and Early Pregnancy Care Program

Ph. 4924 6186 Mobile: 0408 606 714
Email: lizmeadley@gpnsw.com.au