

Influenza Surveillance in General Practice

A collaborative project



Prepared by
Gösta Liljeqvist
Public Health Officer
25 June 2010



Canning Flu Tool

The Canning Flu Tool
Version 1.0 February 2010
Alpha 2



Canning Flu Tool
Developed by
Canning Division of General Practice
E-mail: extraction@canningdivision.com.au
Telephone: (08) 9458 0505



Influenza Surveillance in General Practice
Developed for
Northern Sydney Central Coast Public Health Unit
E-mail: qliliegvist@nscchhs.health.nsw.gov.au
Telephone: (02) 9477 9498

OK

USER WARNING: This database solution contains passwords that can only be provided by the Developer identified above

Canning Flu Tool

The logo consists of the letters 'MD' in a large, bold, red, 3D-style font, with a smaller grey '3' to its right.

Best Practice

Search terms to meet this case definition

A person presenting with cough, fever $\geq 38^{\circ}\text{C}$, (or self reported history of fever) and fatigue (in the absence of any other obvious cause)

Power terms

- Influenza
- ILI
- Flu
- H1N1



Examples of search terms

Fever

Feverish

Febrile

High Temperature

Temp 38 (and
above)

Pyrexia

Cough

Dyspnoea

Pneumonia

Resp Tract
Infection

RTI

Shortness of
Breath

Fatigue

Lethargy

Lethargic

Malaise

Prostrate

Unwell

Tiredness

Complicating factor

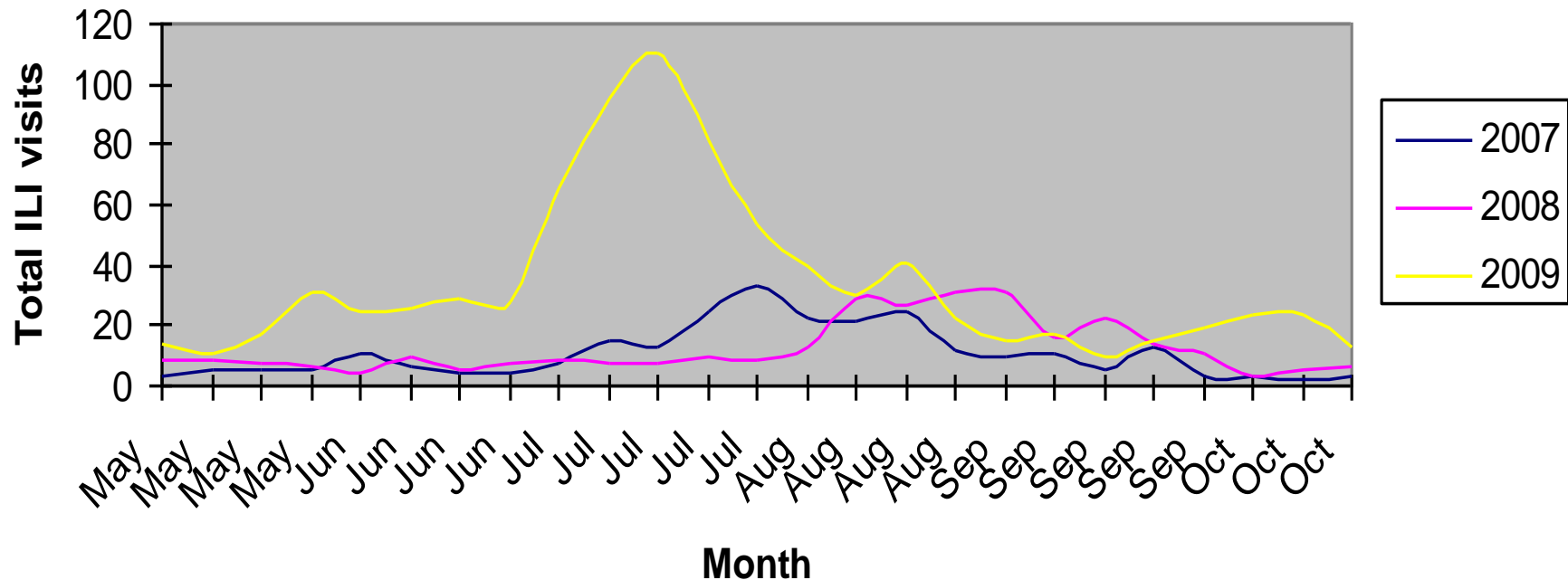
Any of the search terms can appear as a negative.

Example: No signs of influenza, no fever, etc.

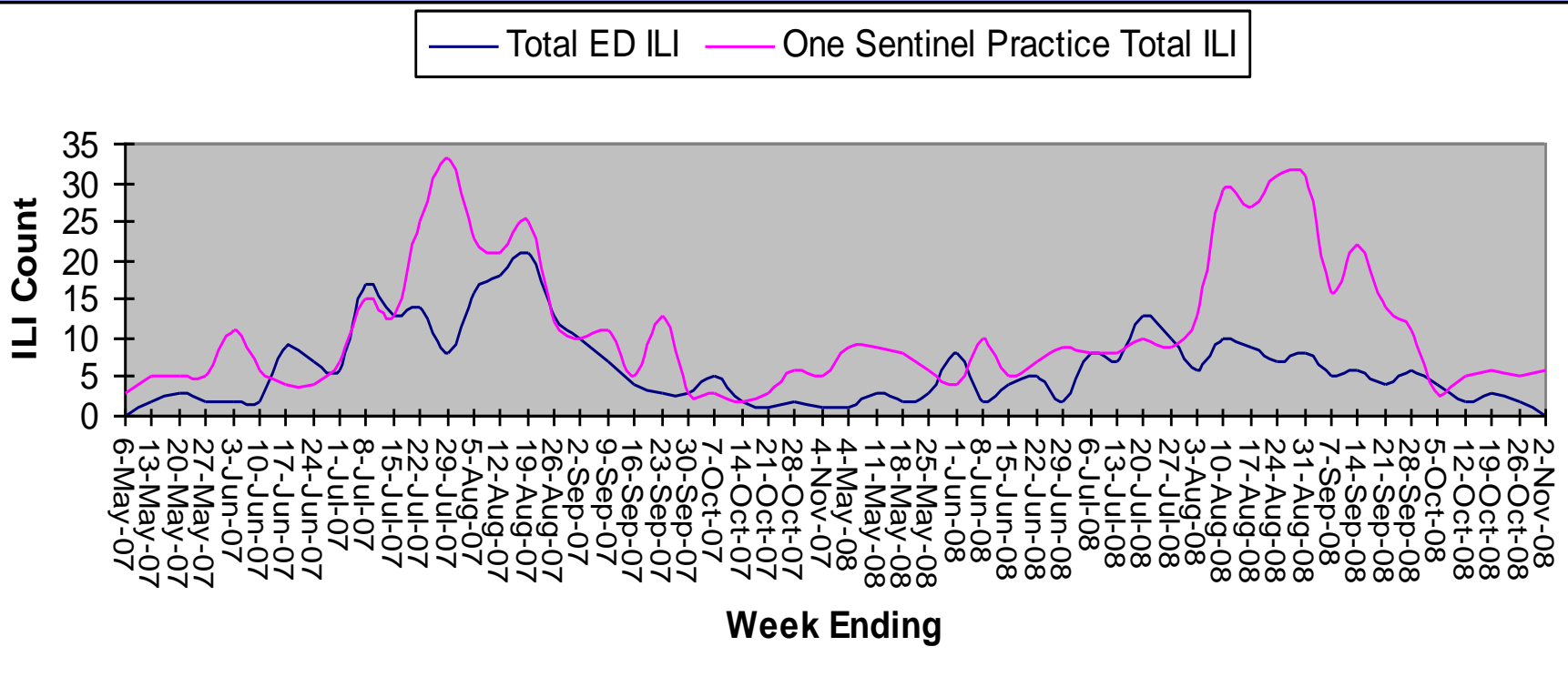


E-Flu Sentinel Surveillance Project

One Sentinel Practice Total ILI visits



Five hospital EDs against one General Practice



Our first alert has sometimes been the local paper!

THE Manly Daily



Measles health alert



Swine flu hits peninsula

NEWS > HEALTH 13 JUL 09 @ 03:49PM | BY REBECCA WOOLLEY

Flu-like epidemic hits the beaches

NEWS > HEALTH 20 JUL 09 @ 03:58PM | BY REBECCA WOOLLEY



Has flu imp
about your

STAFF sickne
"unprecedent
businesses b

Sue Heins, fr
Commerce, s
had been affe
Swine Influe

"Some busin

Slide copied from
presentation by Dr H Blom.

E-Flu Project collaborator

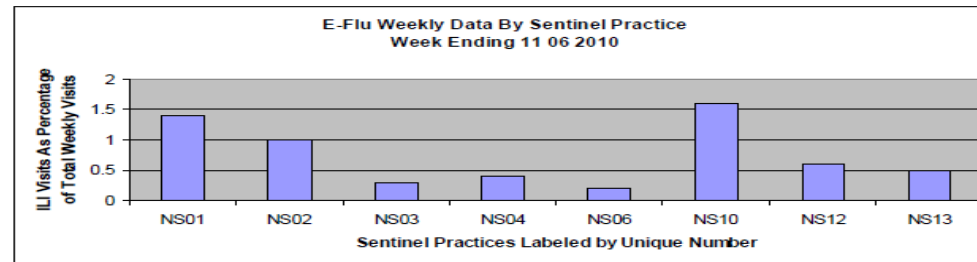
Weekly project summary

NSCCAHS E-Surveillance in General Practice

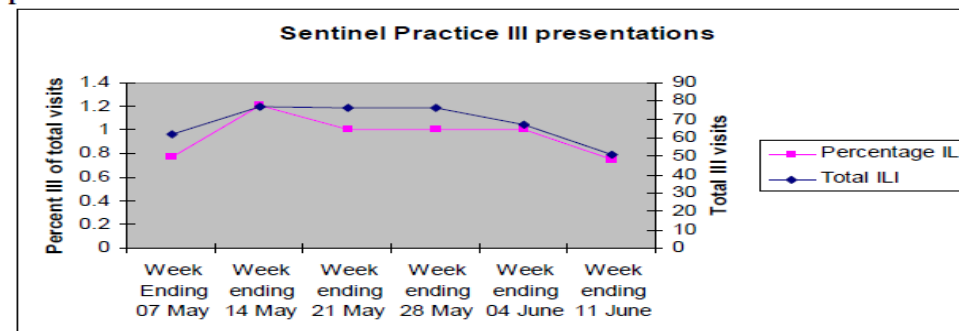


Weekly summary of data collected from sentinel general practices within the Northern Sydney Area using the Canning Flu Tool.

Last week's sentinel influenza data from each participating practice



Progressive graph of total III percentage of total visits and total III visits for all practices combined



Comment

The first several weeks of reporting demonstrate what might be a background level of ILI among general practice visitors. Individual practice fluctuations have been observed but overall there is no noteworthy change in ILI activity at this time.

Questions?



Thank You